



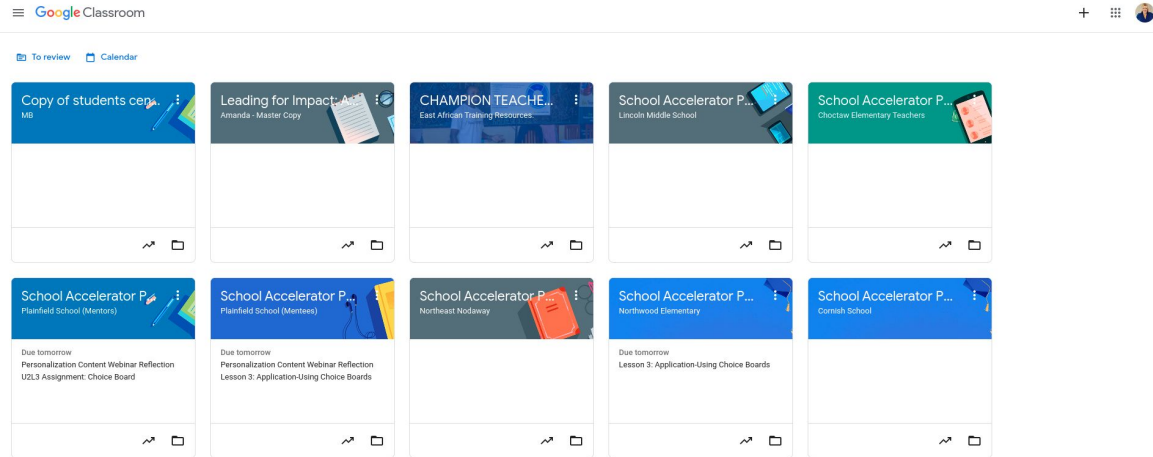
How To:

Get Started with Google Classroom

Logging In

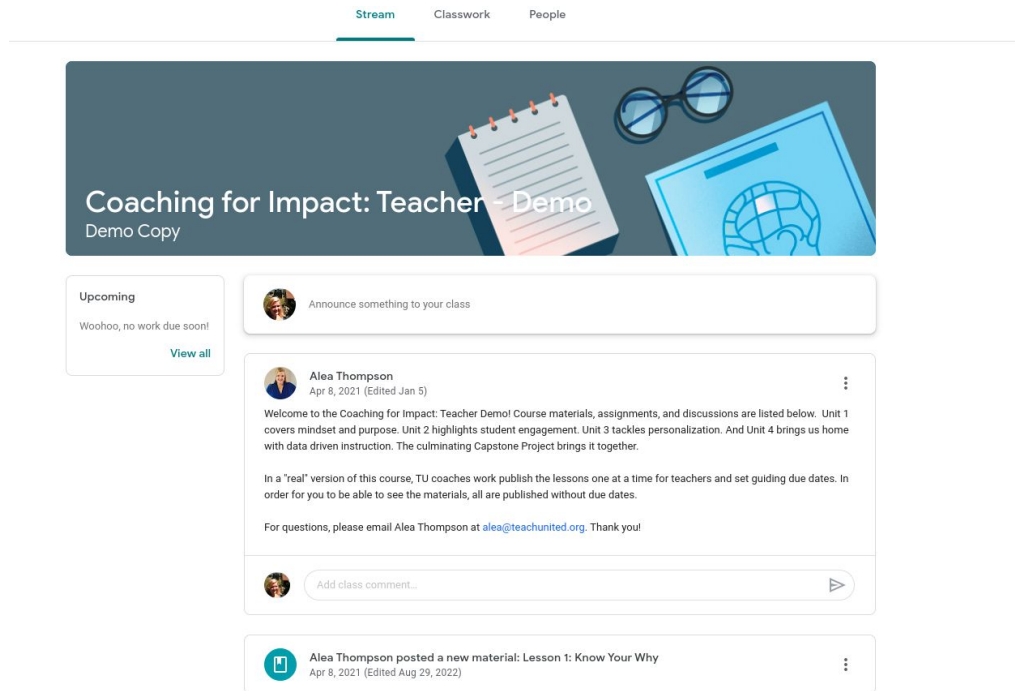
Step 1: Open classroom.google.com

If you don't see your course, make sure you are signed into the correct google account. Check this by clicking on the top right corner icon.



Step 2: Open Your Course

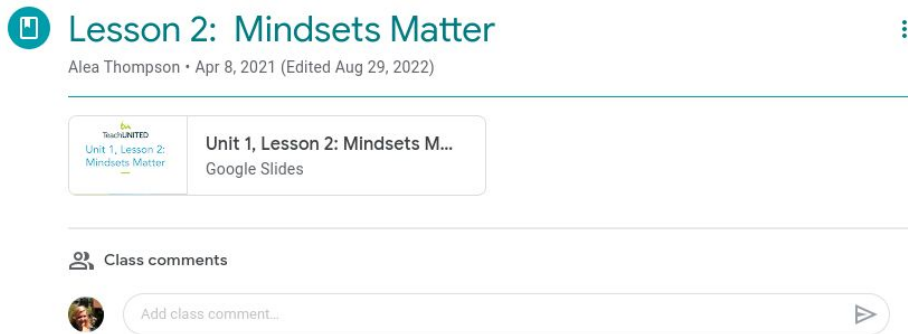
It will open to your "stream," where you can see the posts published by your coach. To see past assignments and materials, click over to "Classwork" in the top menu bar.



The screenshot shows the 'Stream' tab selected in the top navigation bar, with 'Classwork' and 'People' also visible. The main header features a dark blue banner with the text 'Coaching for Impact: Teacher - Demo' and 'Demo Copy' below it, accompanied by illustrations of a notepad, glasses, and a globe. Below the banner, there is a section for 'Upcoming' with the text 'Woohoo, no work due soon!' and a 'View all' link. The main content area displays a post by Alea Thompson, dated Apr 8, 2021 (Edited Jan 5). The post text reads: 'Welcome to the Coaching for Impact: Teacher Demo! Course materials, assignments, and discussions are listed below. Unit 1 covers mindset and purpose. Unit 2 highlights student engagement. Unit 3 tackles personalization. And Unit 4 brings us home with data driven instruction. The culminating Capstone Project brings it together. In a "real" version of this course, TU coaches work publish the lessons one at a time for teachers and set guiding due dates. In order for you to be able to see the materials, all are published without due dates. For questions, please email Alea Thompson at alea@teachunited.org. Thank you!' Below the post is a comment input field with a placeholder 'Add class comment...' and a send button. At the bottom, there is a notification for 'Alea Thompson posted a new material: Lesson 1: Know Your Why' dated Apr 8, 2021 (Edited Aug 29, 2022).

Step 3: Review Materials


When you open a post, you will see the materials linked (which will open in a new tab) and any comments from your coach and peers.






The screenshot shows a lesson post titled "Lesson 2: Mindsets Matter" by Alea Thompson, dated April 8, 2021, with an edit date of August 29, 2022. Below the title is a horizontal line. Underneath, there is a card for a Google Slides presentation titled "Unit 1, Lesson 2: Mindsets M...". Below this card is a section for "Class comments" with a profile picture icon and a text input field labeled "Add class comment..." with a submit arrow.

Lesson 2: Mindsets Matter ⋮

Alea Thompson • Apr 8, 2021 (Edited Aug 29, 2022)

 Unit 1, Lesson 2: Mindsets Matter
Google Slides

 Class comments

Submit Assignments

Step 1: View the Application You're Submitting

You can access all lessons and applications through the "Classwork" tab at the top.

Unit 1: Mindsets for Success



Lesson 1: Know Your Why

Posted Sep 20



Lesson 1: Application - Personal Educator Mi...

Due Oct 7

Posted Sep 20

Assigned

Now that you have reflected on your "why"/purpose and have an idea of what a mission statement is and how it can be applied to your role as an educator, it's time to create one!

Choices

There are two ways for you to create and share your personal mission statement:

You may wish to write your statement down using the template provided.

OR

You may choose to submit your response in a video or multimedia format

Directions for Success

Mission statements should be between 3-5 sentences long.

Mission statements should:

- Explain the purpose of your instructional practice
- Identify the people served/impacted by your position

[View assignment](#)



Step 2: Options for Submitting

Lesson 1: Application - Personal Educator Mission Statement

Meghan Antol • Sep 20

100 points

Due Oct 7

Now that you have reflected on your "why"/purpose and have an idea of what a mission statement is and how it can be applied to your role as an educator, it's time to create one!

Choices

There are two ways for you to create and share your personal mission statement:

You may wish to write your statement down using the template provided.

OR

You may choose to submit your response in a video or multimedia format

Directions for Success

Mission statements should be between 3-5 sentences long.

Mission statements should:


- Explain the purpose of your instructional practice
- Identify the people served/impacted by your position
- Clearly define the benefit you provide the community you serve
- Describes what makes your teaching unique and meaningful

Submit your work as a saved document or submit a link to your multimedia presentation

 Class comments


[Add a class comment](#)

Your work Assigned

	Meghan Antol - P... Google Slides	X
---	--------------------------------------	---

+ Add or create

Turn in

 Private comments

[Add comment to Meghan Antol](#)



At the top right corner, you'll see options for submitting the application.

Lesson 1: Application - Personal Educator Mission Statement

Meghan Antol • Sep 20

100 points

Due Oct 7

Now that you have reflected on your "why"/purpose and have an idea of what a mission statement is and how it can be applied to your role as an educator, it's time to create one!

Choices

There are two ways for you to create and share your personal mission statement:

You may wish to write your statement down using the template provided.

OR

You may choose to submit your response in a video or multimedia format


Directions for Success

Mission statements should be between 3-5 sentences long.

Mission statements should:


- Explain the purpose of your instructional practice
- Identify the people served/impacted by your position
- Clearly define the benefit you provide the community you serve
- Describes what makes your teaching unique and meaningful

Submit your work as a saved document or submit a link to your multimedia presentation

 Class comments


[Add a class comment](#)

Your work Assigned

	Meghan Antol - P... Google Slides	X
---	--------------------------------------	---

[+ Add or create](#)

[Turn in](#)

 Private comments

[Add comment to Meghan Antol](#)

Sometimes you'll see a template included in the application.

If you want, you can click on the template to edit directly.

Lesson 1: Application - Personal Educator Mission Statement

Meghan Antol • Sep 20

100 points

Due Oct 7

Now that you have reflected on your "why"/purpose and have an idea of what a mission statement is and how it can be applied to your role as an educator, it's time to create one!

Choices

There are two ways for you to create and share your personal mission statement:

You may wish to write your statement down using the template provided.

OR

You may choose to submit your response in a video or multimedia format

Directions for Success

Mission statements should be between 3-5 sentences long.

Mission statements should:


- Explain the purpose of your instructional practice
- Identify the people served/impacted by your position
- Clearly define the benefit you provide the community you serve
- Describes what makes your teaching unique and meaningful

Submit your work as a saved document or submit a link to your multimedia presentation

 Class comments


[Add a class comment](#)

Your work Assigned

	Meghan Antol - P... Google Slides	X
---	--------------------------------------	---

[+ Add or create](#)

[Turn in](#)

 Private comments

[Add comment to Meghan Antol](#)

Usually, you can click here to create a document or record your work

Lesson 1: Application - Personal Educator Mission Statement

Meghan Antol • Sep 20

100 points

Due Oct 7

Now that you have reflected on your "why"/purpose and have an idea of what a mission statement is and how it can be applied to your role as an educator, it's time to create one!

Choices

There are two ways for you to create and share your personal mission statement:

You may wish to write your statement down using the template provided.

OR

You may choose to submit your response in a video or multimedia format

Directions for Success

Mission statements should be between 3-5 sentences long.

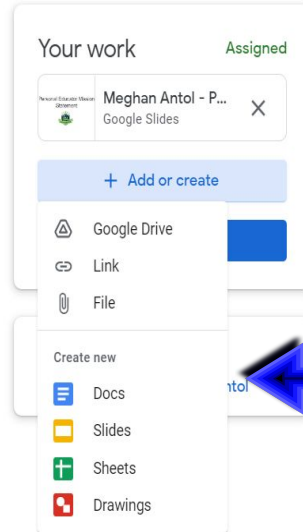
Mission statements should:

- Explain the purpose of your instructional practice
- Identify the people served/impacted by your position
- Clearly define the benefit you provide the community you serve
- Describes what makes your teaching unique and meaningful

Submit your work as a saved document or submit a link to your multimedia presentation

 Class comments

[Add a class comment](#)



Clicking on "Add or Create" will also give you options to record the work on your application.

From this button, you can link files from your computer or Google Drive. You can also create a new file on a Google Doc or Slide by selecting an option here.

Step 3: Turn In

Lesson 1: Application - Personal Educator Mission Statement

Meghan Antol • Sep 20

100 points

Due Oct 7

Now that you have reflected on your "why"/purpose and have an idea of what a mission statement is and how it can be applied to your role as an educator, it's time to create one!

Choices

There are two ways for you to create and share your personal mission statement:

You may wish to write your statement down using the template provided.

OR

You may choose to submit your response in a video or multimedia format

Directions for Success

Mission statements should be between 3-5 sentences long.

Mission statements should:


- Explain the purpose of your instructional practice
- Identify the people served/impacted by your position
- Clearly define the benefit you provide the community you serve
- Describes what makes your teaching unique and meaningful

Submit your work as a saved document or submit a link to your multimedia presentation

Class comments

[Add a class comment](#)

Your work Assigned

	Meghan Antol - P... Google Slides	X
---	--------------------------------------	---

+ Add or create

Turn in

Private comments

[Add comment to Meghan Antol](#)



Clicking the blue "Turn In" button will submit your work on Google Classroom.

And you're done!
We'll return it to you soon with feedback :)